



Electrolux
PROFESSIONAL

Handling System for Pot & Pans Pre-wash/Unloading Table with Deep Left Basin, 900mm

ITEM # _____

MODEL # _____

NAME # _____

SIS # _____

AIA # _____



865361 (BHPPTB09L)

Prewash table with deep left
basin for pass-through Pot
and Pan Washer, 900mm

Short Form Specification

Item No. _____

For potwasher. Table top in polished AISI 304 stainless steel, with anti-drip edge and backsplash mm300h. N. 2 square 40x40mm tubular legs on height-adjustable feet. Bowl size mm700x500x250h box strainer with bucket for shut-off valve (non included). Deep basin on left side.

Main Features

- Supplied knocked-down and easy to assemble.
- Pre-wash tables equipped with splash guard, sink with deep basin and removable stainless steel strainer basket.
- Equipped with plain and grid under shelves, a pre-wash spray unit and a shut off valve.

Construction

- 304 AISI stainless steel construction throughout.
- To be secured to the dishwasher and fitted with one pair of legs at the other end.
- All surfaces smooth with polished finish.
- Stainless steel square 40x40mm tubular legs.
- Deep anti-drip profiles completely folded with lower edge for safe and easy cleaning.

Optional Accessories

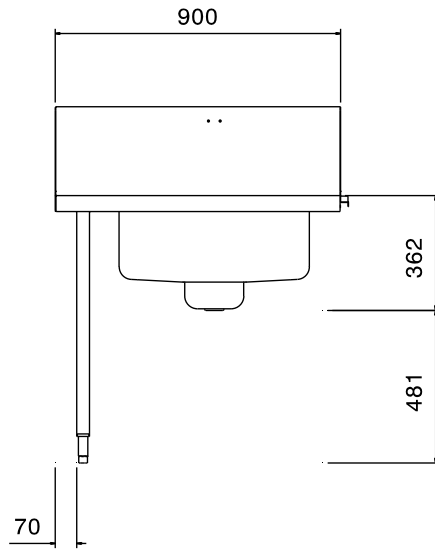
- Grid undershelf for Pot and Pan Washer table, 900 mm PNC 865365 ☐
- Floor fastening kit for 2 square legs PNC 865386 ☐
- Undershelf for Pot and Pan Washer table, 900 mm PNC 865387 ☐
- Single plastic drain syphon 2 " for Sinks PNC 895313 ☐

APPROVAL: _____

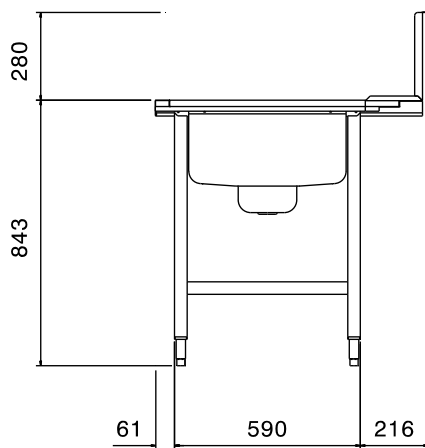


Experience the Excellence
www.electroluxprofessional.com

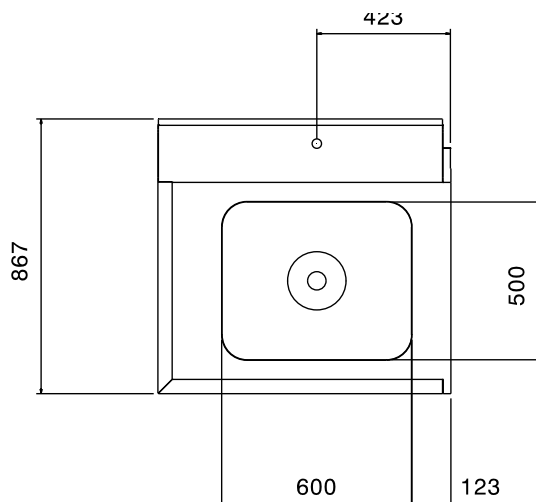
Front



Side



Top



Key Information:

External dimensions, Width:	
865361 (BHPPTB09L)	900 mm
External dimensions, Depth:	867 mm
External dimensions, Height:	1123 mm
Net weight:	8 kg